



ZHEJIANG MINLI POWER TOOLS CO.,LTD

Add: No.79 Chengxi Road, Chengxi Industrial Zone,
Yongkang City, Zhejiang, Province, China.

TEL: +86 0579-87297861

Fax: +86 0579-87297887

E-mail: sales@minli.com



PROFESSIONAL TOOLS

Company Profile



Office Building



Show Room



Experience Room



Assembly Workshop



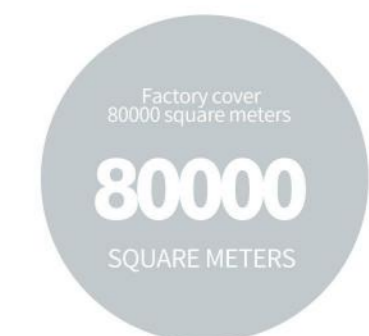
Injection Molding Workshop




Metal Workshop

Zhejiang Minli Power Tools Co.,Ltd is one of the leading manufacturer in china , our headquarter is located in Yongkang City Zhejiang Province,China.Our Company founded in 1992 with more than 31 years experience in power tools field. Which is specialized in production and research, development, design for all kinds of power tools and relevant products. All of our products are manufactured strictly in accordance with ISO9000:2000 standards. And most of our products have got CE(EMC/LVD) /GS approvals.

With superior quality and rich experience, we have exported our power tools to all over the Europe, North / South America, Australia, Middle East, Asia and Africa market.Our company owns advanced management system, from source material to products production, we are stricted with every detail to ensure high quality products, finally earn customers trust. Our Minli Tools take first lead in advanced large-scale software and 3D Design to research. Minli Power tools products with small noise, strong power, good performance, stable quality,long life. light flexible, durable,easy to operate and repair and so on advantages. They are very popular with professional people. At the beginning of reform and opening up, Minli seize the opportunity and win the global market. from 2001 to 2017, we have more than 17 years become the top 10 enterprises of taxes pay and standard enterprise of Yongkang. We proudly invite all interested customers to visit our company or contact us for future business negotiations.



POWER TOOLS



18V
LITHIUM-ION

18V 2.0AH 4.0AH

QUICK CHARGE

220-240V
AC CIRCUIT

Lithium*
QUICK CHARGE

BRUSHLESS
MOTOR

STRONG POWER

CHARGER



mod.	C12004B	C12015B	C12008A	C12015A	C12020A	C18015A	C18020A	C18015A
Input Voltage:	100-240V	100-240V	100-240V	100-240V	100-240V	100-240V	100-240V	100-240V
Output Voltage:	12V	12V	12V	12V	12V	18V	18V	18V
Output Current :	0.4A	1.5A	0.8A	1.5A	2.0A	1.5A	2.0A	1.5A
EMC:	Options	Options	/	/	/	Options	Options	Options
Cyclic protection:	/	/	/	/	/	/	/	Options



mod.	C18020A	C18040A	C18015A	C18020A	C18023A	C18040A	C40015A
Input Voltage:	100-240V	100-240V	100-240V	100-240V	190-240V	100-240V	100-240V
Output Voltage:	18V	18V	18V	18V	18V	18V	40V
Output Current :	2.0A	4.0A	1.5A	2.0A	2.3A	4.0A	1.5A
EMC:	Options	Options	/	/	/	/	/
Cyclic protection:	Options	Options	/	/	/	/	/

BATTERY



mod.	2040	1852	1860	1878	4020	4026	1820	1840
Voltage:	20V	18V	18V	18V	40V	40V	18V	18V
Battery Capacity:	4.0Ah	5.2Ah	6.0Ah	7.8Ah	2.0Ah	2.6Ah	2.0Ah	4.0Ah
Cyclic protection:	Options	Options	/	/	/	/	/	/



mod.	1213	1215	1220	1220	1240	1815	1820	1826	1840
Voltage:	12V	12V	12V	12V	12V	18V	18V	18V	18V
Battery Capacity:	1.3Ah	1.5Ah	2.0Ah	2.0Ah	4.0Ah	1.5Ah	2.0Ah	2.6Ah	4.0Ah
Cyclic protection:	/	/	/	/	/	Options	Options	Options	Options

List of battery and charger matching

• Charging time reference













Charger	lithium cell						
mod.	C12004B	C12015B	C12008A	C12015A	C12020A	C40015A	
1213	3-3.5h	0.85-1h	1.5-1.75h	/	/	/	
1215	3.5-4h	1-1.25h	1.75-2h	/	/	/	
1220	5-5.5h	1.3-1.5h	2.5-2.75h	/	/	/	
1220	/	1.3-1.5h	2.5-2.75h	1.25-1.5h	1-1.25h	/	
1240	/	2.5-3h	/	2.5-3h	2-2.5h	/	
4020	/	/	/	/	/	1.25-1.5h	
4026	/	/	/	/	/	1.75-2h	

Charger	lithium cell								
mod.	C18015A	C18020A	C18015A	C18020A	C18040A	C18015A	C18020A	C18023A	C18040A
1815	1-1.25h	0.75-1h	1-1.25h	0.75-1h	/	1-1.25h	0.75-1h	0.6-0.75h	/
1820	1.25-1.5h	1-1.25h	1.25-1.5h	1-1.25h	/	1.25-1.5h	1-1.25h	0.75-1h	/
1826	1.75-2h	1.25-1.5h	1.75-2h	1.25-1.5h	/	1.75-2h	1.25-1.5h	1.15-1.5h	/
1840	2.5-3h	2-2.5h	2.5-3h	2-2.5h	/	2.5-3h	2-2.5h	1.75-2h	/
2040	3.5-4h	2.5-3h	3.5-4h	2.5-3h	1-1.25h	3.5-4h	2.5-3h	2.25-2.5h	1-1.25h
1852	3.5-4h	2.5-3h	3.5-4h	2.5-3h	/	3.5-4h	2.5-3h	2.25-2.5h	/
1860	4-4.5h	3-3.5h	4-4.5h	3-3.5h	/	4-4.5h	3-3.5h	2.5-3h	/
1878	/	4-4.5h	/	4-4.5h	/	/	4-4.5h	3.5-4h	/

Contents











DC SERIES

- 9-12** Cordless Drill
Cordless Impact Drill
Cordless Impact Wrench
- 13** Cordless Impact Wrench
- 14** Cordless Rotary Hammer
- 15** Cordless Angle Grinder
- 16** Cordless Circular Saw
- 17-18** Cordless Planer
- 19-20** Cordless Jig Saw
Cordless reciprocating
Cordless Chain Saw
- 21-22** Cordless sander
Cordless Trimmer
- 23-24** Cordless Pruning Knife
Cordless High Pressure Washer
- 25** Cordless Blower

- 
Overcurrent protection
- 
Overvoltage protection
- 
Temperature protection
- 
SDS-plus
- 
Variable speed
- 
Electron constant velocity
- 
LED
- 
Two functions
- 
Positive reversal
- 
Mechanical two-speed
- 
Electronic two-speed
- 
Electronic three speed

AC SERIES

- 26-29** Electric Drill
Impact Drill
- 30-33** Angle Grinder
- 34** Orbital Sander
- 35-37** Polisher
Portable Blower
Electric Planer
- 38-39** Trimmer
- 40-41** Marble Cutter
Jig Saw
Circular Saw
- 42-44** Rotary Hammer
Demolition Hammer
- 45-46** Tool kit

- 
Keyless chuck
- 
Key chuck
- 
Electronic automatic brake
- 
Dust collector
- 
Torque adjustment gear 18
- 
Torque adjustment gear 20
- 
Safety clutch
- 
Paste sander /paper
- 
Soft start
- 
Oblique cutting (left 45°)
- 
Oblique cutting (left/right 45°)
- 
Double insulation



CORDLESS DRILL





CORDLESS DRILL

MOD. DC102.1



Lithium*
QUICK CHARGE



Technical Data

Motor:	550
Drill Diameter:	1-10mm
No-Load Speed:	0-710r/min
Battery Capacity:	1.3/1.5Ah
Voltage:	12V
Torque:	15N.m
QTY/CTN SIZE:	10pcs/480x305x495mm
N.W/G.W:	17/19kgs
Drilling capacity:	wood 14mm aluminum 8mm steel 6mm

MOD. DC102.2



Lithium*
QUICK CHARGE



Technical Data

Motor:	550
Drill Diameter:	1-10mm
No-Load Speed:	0-350r/min/0-1350r/min
Battery Capacity:	1.3/1.5Ah
Voltage:	12V
Torque:	22N.m
QTY/CTN SIZE:	10pcs/480x305x495mm
N.W/G.W:	17/19kgs
Drilling capacity:	wood 18mm aluminum 13mm steel 6mm

MOD. DC102.3



Lithium*
QUICK CHARGE



Technical Data

Motor:	550
Drill Diameter:	1-10mm
No-Load Speed:	0-350r/min/0-1350r/min
Impact Rate:	0-5250/min /0-20000/min
Battery Capacity:	1.3/1.5Ah
Voltage:	12V
Torque:	22N.m
QTY/CTN SIZE:	10pcs/480x305x495mm
N.W/G.W:	21/23kgs
Drilling capacity:	wood 18mm aluminum 13mm steel 6mm

MOD. DC103.1



Lithium*
QUICK CHARGE



Technical Data

Motor:	550
Drill Diameter:	1-10mm
No-Load Speed:	0-800r/min
Battery Capacity:	2.0Ah
Voltage:	18V
Torque:	18N.m
QTY/CTN SIZE:	5pcs/500x355x325mm
N.W/G.W:	15/16kgs
Drilling capacity:	wood 16mm aluminum 10mm steel 6mm

MOD. DC103.2



Lithium*
QUICK CHARGE



Technical Data

Motor:	550
Drill Diameter:	1-10mm
No-Load Speed:	0-400r/min /0-1500r/min
Battery Capacity:	2.0Ah
Voltage:	18V
Torque:	25N.m
QTY/CTN SIZE:	5pcs/500x355x325mm
N.W/G.W:	15/16kgs
Drilling capacity:	wood 20mm aluminum 13mm steel 8mm

MOD. DC103.3



Lithium*
QUICK CHARGE



Technical Data

Motor:	550
Drill Diameter:	1-10mm
No-Load Speed:	0-400r/min /0-1500r/min
Impact Rate:	0-6000/min /0-22500/min
Battery Capacity:	2.0Ah
Voltage:	18V
Torque:	25N.m
QTY/CTN SIZE:	5pcs/500x355x325mm
N.W/G.W:	15/17kgs
Drilling capacity:	wood 20mm aluminum 13mm steel 8mm

MOD. **DC104.3**



Lithium+
QUICK CHARGE



Technical Data

Motor:	550
Drill Diameter:	1-13mm
No-Load Speed:	0-400r/min /0-1500r/min
Impact Rate:	0-6000/min /0-22500/min
Battery Capacity:	2.0Ah
Voltage:	18V
Torque:	35N.m
QTY/CTN SIZE:	5pcs/500x355x325mm
N.W/G.W:	16/18kgs
Drilling capacity:	wood 20mm aluminum 13mm steel 8mm

MOD. **DC105**



BRUSHLESS MOTOR

Lithium+
QUICK CHARGE



Technical Data

Motor:	4825
Drill Diameter:	1-13mm
No-Load Speed:	0-400r/min /0-1500r/min
Impact Rate:	0-6000/min /0-22500/min
Battery Capacity:	4.0Ah
Voltage:	18V
Torque:	80N.m
QTY/CTN SIZE:	4pcs/495x435x370mm
N.W/G.W:	17/19kgs
Drilling capacity:	wood 18mm aluminum 13mm steel 6mm

MOD. **DC107H.2**



BRUSHLESS MOTOR

Lithium+
QUICK CHARGE



Technical Data

Motor:	4812
Drill Diameter:	1-10mm
No-Load Speed:	0-400r/min /0-1400r/min
Battery Capacity:	2.0Ah
Voltage:	18V
Torque:	40N.m
QTY/CTN SIZE:	10pcs/500x355x325mm
N.W/G.W:	16/18kgs
Drilling capacity:	wood 25mm aluminum 10mm steel 8mm

MOD. **DC108.2**



BRUSHLESS MOTOR

Lithium+
QUICK CHARGE



Technical Data

Motor:	4812
Drill Diameter:	1-10mm
No-Load Speed:	0-500r/min/0-2000r/min
Battery Capacity:	2.0Ah
Voltage:	18V
Torque:	60N.m
QTY/CTN SIZE:	10pcs/480x305x495mm
N.W/G.W:	17/19kgs
Drilling capacity:	wood 25mm aluminum 10mm steel 8mm

MOD. **DC800**



BRUSHLESS MOTOR

Lithium+
QUICK CHARGE



Technical Data

Motor:	4815
Chuck Size:	1/2"
No-Load Speed:	0-1500r/min;0-1900r/min
Impact Rate:	0-2000/min;0-2500/min
Battery Capacity:	4.0Ah
Voltage:	18V
Max.Torque:	260N.m
QTY/CTN SIZE:	5pcs/500x355x325mm
N.W/G.W:	16/18kgs

MOD. **DC801**



BRUSHLESS MOTOR

Lithium+
QUICK CHARGE



Technical Data

Motor:	4815
Chuck Size:	1/2"
No-Load Speed:	0-1500r/min;0-1900r/min
Impact Rate:	0-2000/min;0-2500/min
Battery Capacity:	4.0Ah
Voltage:	18V
Max.Torque:	300N.m
QTY/CTN SIZE:	10pcs/420x235x370mm
N.W/G.W:	16/18kgs

MOD. **DC106Z.2**



BRUSHLESS MOTOR

Lithium+
QUICK CHARGE



Technical Data

Motor:	3820
Drill Diameter:	1-10mm
No-Load Speed:	0-450/0-1450r/min
Battery Capacity:	1.3Ah
Voltage:	12V
Torque:	30N.m
QTY/CTN SIZE:	10pcs/500x355x325mm
N.W/G.W:	16/18kgs
Drilling capacity:	wood 20mm aluminum 10mm steel 6mm

MOD. **DC106.2 12V**



BRUSHLESS MOTOR

Lithium+
QUICK CHARGE



Technical Data

Motor:	3820
Drill Diameter:	1-10mm
No-Load Speed:	0-450r/min /0-1450r/min
Battery Capacity:	2.0Ah
Voltage:	12V
Torque:	33N.m
QTY/CTN SIZE:	10pcs/500x355x325mm
N.W/G.W:	16/18kgs
Drilling capacity:	wood 22mm aluminum 13mm steel 8mm

MOD. **DC106.2 18V**



BRUSHLESS MOTOR

Lithium+
QUICK CHARGE



Technical Data

Motor:	3820
Drill Diameter:	1-10mm
No-Load Speed:	0-450r/min /0-1450r/min
Battery Capacity:	2.0Ah
Voltage:	18V
Torque:	35N.m
QTY/CTN SIZE:	10pcs/500x355x325mm
N.W/G.W:	16/18kgs
Drilling capacity:	wood 22mm aluminum 13mm steel 8mm

MOD. **DC802**



BRUSHLESS MOTOR

Lithium+
QUICK CHARGE



Technical Data

Motor:	4815
Chuck Size:	1/2"
No-Load Speed:	0-1500r/min;0-1900r/min;0-2800r/min
Impact Rate:	0-2000/min;0-2500/min;0-3200/min
Battery Capacity:	4.0Ah
Voltage:	18V
Max.Torque:	350N.m
QTY/CTN SIZE:	10pcs/420x235x370
N.W/G.W:	16/18kgs

MOD. **DC803**



BRUSHLESS MOTOR

Lithium+
QUICK CHARGE



Technical Data

Motor:	775
Chuck Size:	1/2"
No-Load Speed:	0-2700r/min
Impact Rate:	0-3100/min
Battery Capacity:	4.0Ah
Voltage:	18V
Max.Torque:	160N.m
QTY/CTN SIZE:	5pcs/500x355x325mm
N.W/G.W:	16/18kgs

MOD. **DC804**



BRUSHLESS MOTOR

Lithium+
QUICK CHARGE



Technical Data

Motor:	5220
Chuck Size:	1/2"
No-Load Speed:	0-2300r/min
Impact Rate:	0-3600/min
Battery Capacity:	4.0Ah
Voltage:	18V
Max.Torque:	550N.m
QTY/CTN SIZE:	5pcs/500x355x325mm
N.W/G.W:	16/18kgs

MOD. **DC804BL**



BRUSHLESS MOTOR
Lithium+ QUICK CHARGE



Technical Data

Motor:	5220
Chuck Size:	1/2"
No-Load Speed:	0-2300r/min
Impact Rate:	0-3600/min
Battery Capacity:	4.0Ah
Voltage:	18V
Max.Torque:	600N.m
QTY/CTN SIZE:	5pcs/500x355x325mm
N.W/G.W:	16/18kgs

MOD. **DC805**



BRUSHLESS MOTOR
Lithium+ QUICK CHARGE



Technical Data

Motor:	5230
Chuck Size:	1/2"
No-Load Speed:	0-2100r/min
Impact Rate:	0-3200/min
Battery Capacity:	4.0Ah
Voltage:	18V
Max.Torque:	850N.m
QTY/CTN SIZE:	5pcs/625x435x350mm
N.W/G.W:	16/18kgs

MOD. **DC806**



BRUSHLESS MOTOR
Lithium+ QUICK CHARGE



Technical Data

Motor:	6030
Chuck Size:	1/2"
No-Load Speed:	0-1800r/min
Impact Rate:	0-2900/min
Battery Capacity:	4.0Ah
Voltage:	18V
Max.Torque:	1000N.m
QTY/CTN SIZE:	5pcs/625x385x350mm
N.W/G.W:	16/18kgs

MOD. **DC2001**



Lithium+ QUICK CHARGE **BRUSHLESS MOTOR**



Technical Data

Motor:	5020
Drill Diameter:	20mm
No-Load Speed:	0-1550r/min
Impact Frequency:	0-4950/min
Impact Energy:	1.8J
Battery Capacity:	4.0Ah
Voltage:	18V
QTY/CTN SIZE:	5pcs/600x440x350mm
N.W/G.W:	25/27kgs
Drilling Capacity:	wood 20mm concrete 20mm steel 13mm

MOD. **DC2601**



Lithium+ QUICK CHARGE **BRUSHLESS MOTOR**



Technical Data

Motor:	5230
Drill Diameter:	26mm
No-Load Speed:	0-900r/min
Impact Frequency:	0-3800/min
Impact Energy:	2.0J
Battery Capacity:	4.0Ah
Voltage:	18V
QTY/CTN SIZE:	5pcs/645x440x350mm
N.W/G.W:	25/27kgs
Drilling Capacity:	wood 25mm concrete 26mm steel 13mm

MOD. **DC810**



BRUSHLESS MOTOR
Lithium+ QUICK CHARGE



Technical Data

Motor:	4815
Chuck Size:	6.35mm(1/4")
No-Load Speed:	0-1500r/min;0-1900r/min
Impact Rate:	0-2000/min;0-2500/min
Battery Capacity:	4.0Ah
Voltage:	18V
Max.Torque:	260N.m
QTY/CTN SIZE:	5pcs/500x355x325mm
N.W/G.W:	16/18kgs

MOD. **DC811**



BRUSHLESS MOTOR
Lithium+ QUICK CHARGE



Technical Data

Motor:	4815
Chuck Size:	6.35mm(1/4")
No-Load Speed:	0-1500r/min;0-1900r/min
Impact Rate:	0-2000/min;0-2500/min
Battery Capacity:	4.0Ah
Voltage:	18V
Max.Torque:	300N.m
QTY/CTN SIZE:	5pcs/500x355x325mm
N.W/G.W:	16/18kgs

MOD. **DC812**



BRUSHLESS MOTOR
Lithium+ QUICK CHARGE



Technical Data

Motor:	4815
Chuck Size:	6.35mm(1/4")
No-Load Speed:	0-1500r/min;0-1900r/min;0-2800r/min
Impact Rate:	0-2000/min;0-2500/min;0-3200/min
Battery Capacity:	4.0Ah
Voltage:	18V
Max.Torque:	320N.m
QTY/CTN SIZE:	5pcs/500x355x325mm
N.W/G.W:	16/18kgs



MOD. **DC2602**



Lithium+ QUICK CHARGE **BRUSHLESS MOTOR**



Technical Data

Motor:	5025
Drill Diameter:	26mm
No-Load Speed:	0-950r/min
Impact Frequency:	0-4000/min
Impact Energy:	1.87J
Battery Capacity:	4.0Ah
Voltage:	18V
QTY/CTN SIZE:	5pcs/645x440x350mm
N.W/G.W:	25/27kgs
Drilling Capacity:	wood 25mm concrete 26mm steel 13mm

MOD. DC201



Technical Data

Motor:	5224
Disc Diameter:	100/115/125mm
No-Load Speed:	6500/7000/8500r/min
Shaft Size:	M10/M14
Battery Capacity:	4.0Ah
Voltage:	18V
QTY/CTN SIZE:	5pcs/625x425x340mm
N.W/G.W:	20/22kgs

MOD. DC202BL



Technical Data

Motor:	5025
Disc Diameter:	100mm
No-Load Speed:	3000/5000/7000r/min
Shaft Size:	M10
Battery Capacity:	4.0Ah
Voltage:	18V
QTY/CTN SIZE:	5pcs/645x415x342mm
N.W/G.W:	23/25kgs



MOD. DC600



Technical Data

Motor:	5025
Max Blade Diameter:	125-140mm
No-Load Speed:	4500r/min
Max cutting depth:	55mm/90°;39mm/45°
Battery Capacity:	4.0Ah
Voltage:	18V
QTY/CTN SIZE:	4pcs/536X390X285mm
N.W/G.W:	10/12kgs



MOD. DC203



Technical Data

Motor:	5345
Disc Diameter:	100mm
No-Load Speed:	8500r/min
Shaft Size:	M10
Battery Capacity:	4.0Ah
Voltage:	18V
QTY/CTN SIZE:	5pcs/625x425x340mm
N.W/G.W:	21/23kgs

MOD. DC601



Technical Data

Motor:	5842
Max Blade Diameter:	165/180mm
No-Load Speed:	3800r/min
Max cutting depth:	55mm/90°; 39mm/45°
Battery Capacity:	4.0Ah
Voltage:	18V
QTY/CTN SIZE:	4pcs/536X395X556mm
N.W/G.W:	8/10kgs

MOD. DC602



Technical Data

Motor:	6025
Max Blade Diameter:	165/180mm
No-Load Speed:	4500r/min
Max cutting depth:	55mm/90°; 39mm/45°
Battery Capacity:	4.0Ah
Voltage:	18V
QTY/CTN SIZE:	4pcs/536X395X556mm
N.W/G.W:	8/10kgs



CORDLESS PI

MOD. DC502B 12V



Lithium
QUICK CHARGE

BRUSHLESS MOTOR

Technical Data	
Motor:	4820
Planing Width:	60mm
Planing Depth:	0-0.8mm
No-Load Speed:	13000r/min
Battery Capacity:	4.0Ah
Voltage:	12V
QTY/CTN SIZE:	10pcs/495X395X280mm
N.W/G.W:	11/13kgs

MOD. DC502B 18V



Lithium
QUICK CHARGE

BRUSHLESS MOTOR

Technical Data	
Motor:	4820
Planing Width:	60mm
Planing Depth:	0-0.8mm
No-Load Speed:	15000r/min
Battery Capacity:	2.0Ah
Voltage:	18V
QTY/CTN SIZE:	10pcs/495X395X280mm
N.W/G.W:	11/13kgs

MOD. DC501



Lithium
QUICK CHARGE

Technical Data	
Motor:	5745
Planing Width:	82mm
Planing Depth:	0-2mm
No-Load Speed:	15000r/min
Battery Capacity:	4.0Ah
Voltage:	18V
QTY/CTN SIZE:	4pcs/350x330x420mm
N.W/G.W:	12/14kgs

MOD. DC501B



Lithium
QUICK CHARGE

BRUSHLESS MOTOR

Technical Data	
Motor:	5224
Planing Width:	82mm
Planing Depth:	0-2mm
No-Load Speed:	15000r/min
Battery Capacity:	4.0Ah
Voltage:	18V
QTY/CTN SIZE:	4pcs/350x330x420mm
N.W/G.W:	12/14kgs

MOD. DC503



Lithium
QUICK CHARGE

BRUSHLESS MOTOR

Technical Data	
Planing Width:	82mm
Planing Depth:	0-3mm
Maximum step planing:	25mm
No-Load Speed:	13500r/min
Battery Capacity:	4.0Ah
Voltage:	18V
QTY/CTN SIZE:	4pcs/430x365x405mm
N.W/G.W:	14/16kgs

MOD. DC301



Lithium+
QUICK CHARGE



Technical Data

Motor:	755
Cutting Capacity:	65mm
No-Load Speed:	0-2900r/min
Stroke Length:	18mm
Battery Capacity:	2.0Ah
Voltage:	18V
QTY/CTN SIZE:	5pcs/615x415x330mm
N.W/G.W:	16/18kgs
Cutting Capacity:	wood 65mm aluminum 4mm steel 2mm

MOD. DC303



BRUSHLESS MOTOR
Lithium+
QUICK CHARGE



Technical Data

Motor:	4820
Cutting Capacity:	65mm
No-Load Speed:	1000/2000/2900r/min
Stroke Length:	18mm
Battery Capacity:	2.0Ah
Voltage:	18V
QTY/CTN SIZE:	5pcs/745x300x220mm
N.W/G.W:	17/19kgs
Cutting Capacity:	wood 65mm aluminum 4mm steel 2mm

MOD. DC304



Lithium+
QUICK CHARGE



Technical Data

Motor:	550
Cutting Capacity:	55mm
No-Load Speed:	1000-2400r/min
Stroke Length:	18mm
Battery Capacity:	1.3-2.5Ah
Voltage:	12V
QTY/CTN SIZE:	6pcs/530x220x245mm
N.W/G.W:	17/19kgs
Cutting Capacity:	wood 55mm aluminum 2mm steel 1mm

MOD. DC302BL



Lithium+
QUICK CHARGE
BRUSHLESS MOTOR



Technical Data

Motor:	5025
Cutting Capacity:	55mm
No-Load Speed:	1000-2400r/min
Stroke Length:	18mm
Battery Capacity:	4.0Ah
Voltage:	18V
QTY/CTN SIZE:	6pcs/530x220x245mm
N.W/G.W:	17/19kgs
Cutting Capacity:	wood 55mm aluminum 2mm steel 1mm

MOD. DC32004



Lithium+
QUICK CHARGE



Technical Data

Motor:	550
Guide Bar:	4 Inch
Maximum cutting length:	40mm
No-Load Speed:	5m/s
Battery Capacity:	2.0Ah
Voltage:	18V
QTY/CTN SIZE:	5pcs/560x410x205mm
N.W/G.W:	12/14kgs

MOD. DC32104BL



BRUSHLESS MOTOR
Lithium+
QUICK CHARGE



Technical Data

Motor:	4810
Guide Bar:	4 Inch
Maximum cutting length:	40mm
No-Load Speed:	7m/s
Battery Capacity:	2.0Ah
Voltage:	18V
QTY/CTN SIZE:	5pcs/560x410x205mm
N.W/G.W:	12/14kgs

MOD. DC304Z



Lithium+
QUICK CHARGE



Technical Data

Motor:	550
Cutting Capacity:	55mm
No-Load Speed:	1000-2400r/min
Stroke Length:	18mm
Battery Capacity:	1.3-2.0Ah
Voltage:	12V
QTY/CTN SIZE:	6pcs/530x220x245mm
N.W/G.W:	17/19kgs
Cutting Capacity:	wood 55mm aluminum 2mm steel 1mm

MOD. DC304ZW



Lithium+
QUICK CHARGE



Technical Data

Motor:	550
Cutting Capacity:	55mm
No-Load Speed:	2400r/min
Stroke Length:	18mm
Battery Capacity:	1.3-2.0Ah
Voltage:	12V
QTY/CTN SIZE:	6pcs/530x220x245mm
N.W/G.W:	17/19kgs
Cutting Capacity:	wood 55mm aluminum 2mm steel 1mm

MOD. DC302



Lithium+
QUICK CHARGE



Technical Data

Motor:	775
Cutting Capacity:	115mm
No-Load Speed:	0-2000r/min 0-3200r/min
Stroke Length:	21mm
Battery Capacity:	4.0Ah
Voltage:	18V
QTY/CTN SIZE:	5pcs/445x430x185mm
N.W/G.W:	20/22kgs
Cutting Capacity:	wood 115mm aluminum 6mm steel 6mm

MOD. DC32004B



BRUSHLESS MOTOR
Lithium+
QUICK CHARGE



Technical Data

Motor:	4815
Guide Bar:	4 Inch
Maximum cutting length:	50MM
No-Load Speed:	7m/s
Battery Capacity:	2.0Ah
Voltage:	18V
QTY/CTN SIZE:	5pcs/545x483x250mm
N.W/G.W:	12/14kgs

MOD. DC32006B



BRUSHLESS MOTOR
Lithium+
QUICK CHARGE



Technical Data

Motor:	4815
Guide Bar:	6 Inch
Maximum cutting length:	60mm
No-Load Speed:	7m/s
Battery Capacity:	2.0Ah
Voltage:	18V
QTY/CTN SIZE:	5pcs/545x483x250mm
N.W/G.W:	12/14kgs

MOD. DC32008B



BRUSHLESS MOTOR
Lithium+
QUICK CHARGE



Technical Data

Motor:	4815
Guide Bar:	8 Inch
Maximum cutting length:	75mm
No-Load Speed:	7m/s
Battery Capacity:	2.0Ah
Voltage:	18V
QTY/CTN SIZE:	5pcs/545x483x250mm
N.W/G.W:	12/14kgs

MOD. DC701



Lithium
QUICK CHARGE
BRUSHLESS MOTOR



Technical Data

Motor:	5215
Eccentricity:	0.8
Size of Cushion:	110x100mm
No-Load Speed:	7000/9000/11000r/min
Battery Capacity:	2.0Ah
Voltage:	18V
QTY/CTN SIZE:	10pcs/675x200x300mm
N.W/G.W:	12/14kgs

MOD. DC702



Lithium
QUICK CHARGE
BRUSHLESS MOTOR



Technical Data

Motor:	5215
Eccentricity:	3
Size of Cushion:	125mm
No-Load Speed:	7000/9000/11000r/min
Battery Capacity:	2.0Ah
Voltage:	18V
QTY/CTN SIZE:	10pcs/675x200x300mm
N.W/G.W:	12/14kgs

MOD. DC901-1




BRUSHLESS MOTOR

Lithium
QUICK CHARGE



Technical Data

Motor:	5224
Collet Size:	6/6.35/8mm
Cutting Depth:	0-8mm
No-Load Speed:	10000-30000r/min
Battery Capacity:	4.0Ah
Voltage:	18V
QTY/CTN SIZE:	10pcs/645X200X370mm
N.W/G.W:	17/19kgs
Function:	straight groove v-shaped groove dovetail trough circular groove



MOD. DC901-2



BRUSHLESS MOTOR

Lithium
QUICK CHARGE



Technical Data

Motor:	5224
Collet Size:	6/6.35/8mm
Cutting Depth:	0-8mm
No-Load Speed:	10000-30000r/min
Battery Capacity:	4.0Ah
Voltage:	18V
QTY/CTN SIZE:	10pcs/620X205X270mm
N.W/G.W:	16/18kgs
Function:	straight groove v-shaped groove dovetail trough circular groove

MOD. DC901-3



BRUSHLESS MOTOR

Lithium
QUICK CHARGE



Technical Data

Motor:	5224
Collet Size:	6/6.35/8mm
Cutting Depth:	0-8mm
No-Load Speed:	10000-30000r/min
Battery Capacity:	4.0Ah
Voltage:	18V
QTY/CTN SIZE:	8pcs/620X205X270mm
N.W/G.W:	18/20kgs
Function:	straight groove v-shaped groove dovetail trough circular groove

MOD. DC901-4



BRUSHLESS MOTOR

Lithium
QUICK CHARGE



Technical Data

Motor:	5224
Collet Size:	6/6.35/8mm
Cutting Depth:	0-8mm
No-Load Speed:	10000-30000r/min
Battery Capacity:	4.0Ah
Voltage:	18V
QTY/CTN SIZE:	10pcs/620X205X270mm
N.W/G.W:	18/20kgs
Function:	straight groove v-shaped groove dovetail trough circular groove

MOD. DC901W



BRUSHLESS MOTOR

Lithium
QUICK CHARGE



Technical Data

Motor:	5224
Collet Size:	6/6.35/8mm
Cutting Depth:	0-6.5mm
No-Load Speed:	10000-30000r/min
Battery Capacity:	4.0Ah
Voltage:	18V
QTY/CTN SIZE:	10pcs/645X200X370mm
N.W/G.W:	17/19kgs
Function:	straight groove v-shaped groove dovetail trough circular groove

MOD. DC903W



Lithium
QUICK CHARGE



Technical Data

Motor:	48X38
Collet Size:	6/6.35mm
No-Load Speed:	30000r/min
Battery Capacity:	4.0Ah
Voltage:	18V
QTY/CTN SIZE:	10pcs/580X230X290mm
N.W/G.W:	17/19kgs
Function:	straight groove v-shaped groove dovetail trough circular groove

MOD. DC903



Lithium
QUICK CHARGE



Technical Data

Motor:	48X38
Collet Size:	6/6.35mm
No-Load Speed:	10000-30000r/min
Battery Capacity:	4.0Ah
Voltage:	18V
QTY/CTN SIZE:	10pcs/580X230X290mm
N.W/G.W:	17/19kgs
Function:	straight groove v-shaped groove dovetail trough circular groove

MOD. **DC3600**



BRUSHLESS MOTOR
Lithium+ QUICK CHARGE

Technical Data	
Motor:	3150
Max Shear Diameter:	25mm
Battery Capacity:	4.0Ah
Voltage:	18V
QTY/CTN SIZE:	10pcs/430x250x85mm
N.W/G.W:	17/19kgs

MOD. **DC3601**



BRUSHLESS MOTOR
Lithium+ QUICK CHARGE

Technical Data	
Motor:	3163
Max Shear Diameter:	30mm
Battery Capacity:	4.0Ah
Voltage:	18V
QTY/CTN SIZE:	10pcs/420x337x520mm
N.W/G.W:	17/19kgs

MOD. **DC3602**



BRUSHLESS MOTOR
Lithium+ QUICK CHARGE

Technical Data	
Motor:	3163
Max Shear Diameter:	30mm
Battery Capacity:	4.0Ah
Voltage:	18V
QTY/CTN SIZE:	10pcs/335x275x95mm
N.W/G.W:	17/19kgs

MOD. **DC67100**



BRUSHLESS MOTOR
Lithium+ QUICK CHARGE

Technical Data	
Motor:	4820
Max Intake Pressure:	2.5Mpa
Rated Pressure:	1.5-2.8Mpa
No-Load Speed:	23500r/min
Rate of Flow:	5L/min
Range:	9-10M
Battery Capacity:	4.0Ah
Voltage:	18V
QTY/CTN SIZE:	5pcs/675X365X305mm
N.W/G.W:	22/23kgs

MOD. **DC67102**



BRUSHLESS MOTOR
Lithium+ QUICK CHARGE

Technical Data	
Motor:	3820
Max Intake Pressure:	0.8 Mpa
Rated Pressure:	2.3-2.8Mpa
No-Load Speed:	23500r/min
Rate of Flow:	3.6L/min
Range:	9-10M
Battery Capacity:	4.0Ah
Voltage:	18V
QTY/CTN SIZE:	5pcs/745X435X300mm
N.W/G.W:	22/23kgs

MOD. **DC67103**



Lithium+ QUICK CHARGE

Technical Data	
Motor:	550
Max Intake Pressure:	1.5Mpa
Rated Pressure:	1.8Mpa
Battery Capacity:	2.0Ah
Voltage:	18V
QTY/CTN SIZE:	5pcs/745X435X300mm
N.W/G.W:	22/23kgs

MOD. **DC3603**



BRUSHLESS MOTOR
Lithium+ QUICK CHARGE

Technical Data	
Motor:	3163
Max Shear Diameter:	40mm
Battery Capacity:	4.0Ah
Voltage:	18V
QTY/CTN SIZE:	10pcs/330x250x85mm
N.W/G.W:	17/19kgs

MOD. **DC3301**



BRUSHLESS MOTOR
Lithium+ QUICK CHARGE

Technical Data	
Motor:	4812
No-Load Speed:	0-400r/min /0-1400r/min
Battery Capacity:	2.0Ah
Voltage:	18V
QTY/CTN SIZE:	5pcs/540X365X355mm
N.W/G.W:	17/19kgs
Cutting Capacity:	iron sheet 0.85mm stainless steel 1mm colour steel tile 1.2mm iron mesh 1.5mm

MOD. **DC3302**



Lithium+ QUICK CHARGE

Technical Data	
Motor:	550
No-Load Speed:	0-400r/min /0-1500r/min
Battery Capacity:	2.0Ah
Voltage:	18V
QTY/CTN SIZE:	5pcs/540X365X355mm
N.W/G.W:	17/19kgs
Cutting Capacity:	iron sheet 0.85mm stainless steel 1mm colour steel tile 1.2mm iron mesh 1.5mm

MOD. **DC67104**



BRUSHLESS MOTOR
Lithium+ QUICK CHARGE

Technical Data	
Motor:	3820
Max Intake Pressure:	2.5Mpa
Rated Pressure:	1.5-2.8Mpa
No-Load Speed:	23500r/min
Rate of Flow:	5L/min
Range:	9-10M
Battery Capacity:	4.0Ah
Voltage:	18V
QTY/CTN SIZE:	5pcs/675X365X305mm
N.W/G.W:	22/23kgs

MOD. **DC3501**



Lithium+ QUICK CHARGE

Technical Data	
Motor:	550
No-Load Speed:	0-5000r/min
Battery Capacity:	2.0Ah
Voltage:	18V
QTY/CTN SIZE:	5pcs/395X365X205mm
N.W/G.W:	8/9kgs
Cutting Capacity:	wood 115mm Aluminum 4mm steel products 2mm

MOD. **DC431**



Technical Data	
Motor:	540
Voltage:	20V
Ac adapter input:	100-240V-50/60Hz
Battery Capacity:	4.0Ah
Blade diameter:	240mm
No-Load Speed:	1500-2500r/min
Working hours:	Low speed:11.5h- High speed:3.6h
QTY/CTN SIZE:	6pcs/870x365x600mm
N.W/G.W:	17/19kgs

MOD. **DC401**



Technical Data

Motor:	775
Blowing Rate:	2.6m ³ /min
No-Load Speed:	19000r/min
Battery Capacity:	4.0Ah
Voltage:	18V
QTY/CTN SIZE:	4pcs/365X345X385mm
N.W/G.W:	10/12kgs

MOD. **DC402B**



Technical Data

Motor:	4820
Blowing Rate:	13.2m ³ /min
No-Load Speed:	18500r/min
Battery Capacity:	4.0Ah
Voltage:	18V
QTY/CTN SIZE:	2pcs/445X425X515mm
N.W/G.W:	16/18kgs

MOD. **DC403**



Technical Data

Motor:	550
Capacity:	650ml
Blowing Rate:	1.4m ³ /min
Maximum sealing suction:	4.3Kpa(430mmH ₂ O)
Battery Capacity:	4.0Ah
Voltage:	18V
QTY/CTN SIZE:	4pcs/464x120x154mm
N.W/G.W:	17/19kgs

MOD. **DC6061**



Technical Data

Motor:	5025
No-Load Speed:	5500r/min
Battery Capacity:	4.0Ah
Voltage:	18V
QTY/CTN SIZE:	4pcs/1095X270X485mm
N.W/G.W:	17/19kgs



MOD. 51116



Technical Data	
Drill Diameter:	6.5mm
Rated Input Power:	230W
No-Load Speed:	0-4500 r/min
Rated Frequency:	50/60Hz
Rated Voltage:	220-240V~
QTY/CTN SIZE:	10pcs/360x240x500mm
N.W/G.W:	13/15kgs

MOD. 51216



Technical Data	
Drill Diameter:	10mm
Rated Input Power:	450W
No-Load Speed:	0-3000 r/min
Rated Frequency:	50/60Hz
Rated Voltage:	220-240V~
QTY/CTN SIZE:	10pcs/470x265x520mm
N.W/G.W:	13/15kgs

MOD. 51224



Technical Data	
Drill Diameter:	10mm
Rated Input Power:	450W
No-Load Speed:	0-3000 r/min
Rated Frequency:	50/60Hz
Rated Voltage:	220-240V~
QTY/CTN SIZE:	10pcs/360x240x500mm
N.W/G.W:	14/16kgs

MOD. 51235



Technical Data	
Drill Diameter:	10mm
Rated Input Power:	450W
No-Load Speed:	0-3000 r/min
Rated Frequency:	50/60Hz
Rated Voltage:	220-240V~
QTY/CTN SIZE:	10pcs/465x265x520mm
N.W/G.W:	14.5/16.5kgs

MOD. 2100F/2100B



Technical Data	
Drill Diameter:	10mm
Rated Input Power:	450W
No-Load Speed:	0-2200 r/min
Rated Frequency:	50/60Hz
Rated Voltage:	220-240V~
QTY/CTN SIZE:	10pcs/360x265x510mm
N.W/G.W:	14/16kgs

MOD. 51219



Technical Data	
Drill Diameter:	10mm
Rated Input Power:	550W
No-Load Speed:	0-2700 r/min
Rated Frequency:	50/60Hz
Rated Voltage:	220-240V~
QTY/CTN SIZE:	10pcs/395x300x530mm
N.W/G.W:	13/15kgs

MOD. 51220



Technical Data	
Drill Diameter:	10/13mm
Rated Input Power:	650W
No-Load Speed:	0-2700 r/min
Rated Frequency:	50/60Hz
Rated Voltage:	220-240V~
QTY/CTN SIZE:	10pcs/395x300x530mm
N.W/G.W:	12/14kgs

MOD. 51223



Technical Data	
Drill Diameter:	10mm
Rated Input Power:	380W
No-Load Speed:	0-3000 r/min
Rated Frequency:	50/60Hz
Rated Voltage:	220-240V~
QTY/CTN SIZE:	10pcs/360x240x500mm
N.W/G.W:	14/16kgs

MOD. 52115



Technical Data	
Drill Diameter:	13mm
Rated Input Power:	550W
No-Load Speed:	0-2800 r/min
Rated Frequency:	50/60Hz
Rated Voltage:	220-240V~
QTY/CTN SIZE:	10pcs/550x395x300mm
N.W/G.W:	17/19kgs

MOD. 52116



Technical Data	
Drill Diameter:	13mm
Rated Input Power:	550W
No-Load Speed:	0-2800 r/min
Rated Frequency:	50/60Hz
Rated Voltage:	220-240V~
QTY/CTN SIZE:	10pcs/395x285x575mm
N.W/G.W:	17/19kgs

MOD. 52117



Technical Data	
Drill Diameter:	13mm
Rated Input Power:	650W
No-Load Speed:	0-3000 r/min
Rated Frequency:	50/60Hz
Rated Voltage:	220-240V~
QTY/CTN SIZE:	10pcs/390x300x525mm
N.W/G.W:	23/25kgs

MOD. 52118



Technical Data	
Drill Diameter:	13mm
Rated Input Power:	710W
No-Load Speed:	0-3000 r/min
Rated Frequency:	50/60Hz
Rated Voltage:	220-240V~
QTY/CTN SIZE:	10pcs/390x300x525mm
N.W/G.W:	24/26kgs

MOD. 52119



Technical Data	
Drill Diameter:	13mm
Rated Input Power:	850W
No-Load Speed:	0-3000 r/min
Rated Frequency:	50/60Hz
Rated Voltage:	220-240V~
QTY/CTN SIZE:	8pcs/580x326x290mm
N.W/G.W:	24/26kgs

MOD. 52215



Technical Data	
Drill Diameter:	13mm
Rated Input Power:	710W
No-Load Speed:	0-3200 r/min
Rated Frequency:	50/60Hz
Rated Voltage:	220-240V~
QTY/CTN SIZE:	10pcs/445x305x520mm
N.W/G.W:	25/27kgs

MOD. 52236



Technical Data	
Drill Diameter:	13/16mm
Rated Input Power:	1100W
No-Load Speed:	0-1100 r/min 0-2800 r/min
Rated Frequency:	50/60Hz
Rated Voltage:	220-240V~
QTY/CTN SIZE:	10pcs/558x397x305mm
N.W/G.W:	22/24kgs

MOD. 51225



Technical Data	
Drill Diameter:	10mm
Rated Input Power:	450W
No-Load Speed:	0-710 r/min
Rated Frequency:	50/60Hz
Rated Voltage:	220-240V~
QTY/CTN SIZE:	10pcs/330x245x490mm
N.W/G.W:	14/16kgs

MOD. 51226



Technical Data	
Drill Diameter:	10mm
Rated Input Power:	500W
No-Load Speed:	0-450 r/min 0-1350 r/min
Rated Frequency:	50/60Hz
Rated Voltage:	220-240V~
QTY/CTN SIZE:	10pcs/370x265x460mm
N.W/G.W:	14/16kgs



ANGLE GRINDER

MOD. 53114



Technical Data	
Disc Diameter:	100/115mm
Rated Input Power:	650W
No-Load Speed:	12000r/min
Rated Frequency:	50/60Hz
Rated Voltage:	220-240V~
QTY/CTN SIZE:	10pcs/660x300x245mm
N.W/G.W:	20/22kgs

MOD. 53115



Technical Data	
Disc Diameter:	100/115mm
Rated Input Power:	570W
No-Load Speed:	12000r/min
Rated Frequency:	50/60Hz
Rated Voltage:	220-240V~
QTY/CTN SIZE:	10pcs/660x300x245mm
N.W/G.W:	20/22kgs

MOD. 53117



Technical Data	
Disc Diameter:	100/115/125mm
Rated Input Power:	710W
No-Load Speed:	0-11000r/min
Rated Frequency:	50/60Hz
Rated Voltage:	220-240V~
QTY/CTN SIZE:	10pcs/620x320x270mm
N.W/G.W:	22/24kgs

MOD. 4030/4530/5030



Technical Data	
Disc Diameter:	100/115/125mm
Rated Input Power:	720W
No-Load Speed:	11000r/min
Rated Frequency:	50/60Hz
Rated Voltage:	220-240V~
QTY/CTN SIZE:	8pcs/520x355x230mm
N.W/G.W:	22/24kgs

MOD. 53125



Technical Data	
Disc Diameter:	100/115/125mm
Rated Input Power:	840W
No-Load Speed:	11000r/min
Rated Frequency:	50/60Hz
Rated Voltage:	220-240V~
QTY/CTN SIZE:	10pcs/590x360x240mm
N.W/G.W:	20/22kgs

MOD. 53128



Technical Data	
Disc Diameter:	100/115/125mm
Rated Input Power:	840W
No-Load Speed:	11000r/min
Rated Frequency:	50/60Hz
Rated Voltage:	220-240V~
QTY/CTN SIZE:	10pcs/590x360x240mm
N.W/G.W:	21/23kgs

MOD. 53118



Technical Data	
Disc Diameter:	100/115/125mm
Rated Input Power:	840W
No-Load Speed:	11000r/min
Rated Frequency:	50/60Hz
Rated Voltage:	220-240V~
QTY/CTN SIZE:	10pcs/590x360x240mm
N.W/G.W:	22/24kgs

MOD. 53119



Technical Data	
Disc Diameter:	100/115/125mm
Rated Input Power:	720W
No-Load Speed:	11000r/min
Rated Frequency:	50/60Hz
Rated Voltage:	220-240V~
QTY/CTN SIZE:	10pcs/630x320x280mm
N.W/G.W:	20/22kgs

MOD. 53120



Technical Data	
Disc Diameter:	100/115/125mm
Rated Input Power:	720W
No-Load Speed:	11000r/min
Rated Frequency:	50/60Hz
Rated Voltage:	220-240V~
QTY/CTN SIZE:	10pcs/620x320x270mm
N.W/G.W:	20/22kgs

MOD. 53129



Technical Data	
Disc Diameter:	100/115/125mm
Rated Input Power:	960W
No-Load Speed:	11000r/min
Rated Frequency:	50/60Hz
Rated Voltage:	220-240V~
QTY/CTN SIZE:	10pcs/590x360x240mm
N.W/G.W:	20/22kgs

MOD. 53130



Technical Data	
Disc Diameter:	100/115/125mm
Rated Input Power:	960W
No-Load Speed:	11000r/min
Rated Frequency:	50/60Hz
Rated Voltage:	220-240V~
QTY/CTN SIZE:	10pcs/570x368x250mm
N.W/G.W:	19/21kgs

MOD. 53415



Technical Data	
Disc Diameter:	100/115/125mm
Rated Input Power:	1050W
No-Load Speed:	11000r/min
Rated Frequency:	50/60Hz
Rated Voltage:	220-240V~
QTY/CTN SIZE:	8pcs/560x450x260mm
N.W/G.W:	22/24kgs

MOD. 53416-K



Technical Data	
Disc Diameter:	115/125mm
Rated Input Power:	1100W
No-Load Speed:	2000-9000r/min
Rated Frequency:	50/60Hz
Rated Voltage:	220-240V~
QTY/CTN SIZE:	8pcs/570x368x250mm
N.W/G.W:	22/24kgs

MOD. 53416



Technical Data	
Disc Diameter:	150mm
Rated Input Power:	1100W
No-Load Speed:	2000-9000r/min
Rated Frequency:	50/60Hz
Rated Voltage:	220-240V~
QTY/CTN SIZE:	8pcs/570x368x250mm
N.W/G.W:	22/24kgs

MOD. 53417-K



Technical Data	
Disc Diameter:	115/125mm
Rated Input Power:	1400W
No-Load Speed:	2000-9000r/min
Rated Frequency:	50/60Hz
Rated Voltage:	220-240V~
QTY/CTN SIZE:	8pcs/570x368x250mm
N.W/G.W:	22/24kgs

MOD. 55220



Technical Data	
Cushion Size:	110*100mm
Rated Input Power:	260W
No-Load Speed:	14000r/min
Rated Frequency:	50/60Hz
Rated voltage:	220-240V~
QTY/CTN SIZE:	10pcs/645x368x160mm
N.W/G.W:	14/16kgs

MOD. 55225



Technical Data	
Cushion Size:	93*185mm
Rated Input Power:	320W
No-Load Speed:	14000r/min
Rated Frequency:	50/60Hz
Rated voltage:	220-240V~
QTY/CTN SIZE:	10pcs/520x310x336mm
N.W/G.W:	20/22kgs

MOD. 53417



Technical Data	
Disc Diameter:	150mm
Rated Input Power:	1400W
No-Load Speed:	2000-9000r/min
Rated Frequency:	50/60Hz
Rated Voltage:	220-240V~
QTY/CTN SIZE:	8pcs/570x368x250mm
N.W/G.W:	22/24kgs

MOD. 53615



Technical Data	
Disc Diameter:	1180/230mm
Rated Input Power:	2100W
No-Load Speed:	6000/8500r/min
Rated Frequency:	50/60Hz
Rated Voltage:	220-240V~
QTY/CTN SIZE:	2pcs/580x260x170mm
N.W/G.W:	12/14kgs

MOD. 53616



Technical Data	
Disc Diameter:	180/230mm
Rated Input Power:	2600W
No-Load Speed:	6500r/min
Rated Frequency:	50/60Hz
Rated Voltage:	220-240V~
QTY/CTN SIZE:	2pcs/610x280x170mm
N.W/G.W:	12/13kgs

MOD. 55301



Technical Data	
Disc Diameter:	125mm
Rated Input Power:	350W
Rated Frequency:	50HZ
No-Load Speed:	13000r/min
Rated voltage:	220-240V~
QTY/CTN SIZE:	10pcs/400x367x300mm
N.W/G.W:	13/15kgs

MOD. 55302



Technical Data	
Disc Diameter:	150mm
Rated Input Power:	380W
Rated Frequency:	50HZ
No-Load Speed:	13000r/min
Rated voltage:	220-240V~
QTY/CTN SIZE:	10pcs/400x367x300mm
N.W/G.W:	13/15kgs

MOD. 54115



Technical Data

Disc Diameter:	125mm
Rated Input Power:	440W
Rated Frequency:	50/60Hz
No-Load Speed:	4500 r/min
Rated Voltage:	220-240V~
QTY/CTN SIZE:	10pcs/440x290x410mm
N.W/G.W:	15/17kgs

MOD. 63123-ABS



Technical Data

Blowing Rate:	0-2.8m ³ /min
Rated Input Power:	560W
No-Load Speed:	16000r/min
Rated Frequency:	50-60HZ
Rated voltage:	220-240V~
QTY/CTN SIZE:	
N.W/G.W:	



MOD. 63124



Technical Data

Blowing Rate:	0-3.2m ³ /min
Rated Input Power:	560W
No-Load Speed:	16000r/min
Rated Frequency:	50-60HZ
Rated voltage:	220-240V~
QTY/CTN SIZE:	
N.W/G.W:	

MOD. 63125



Technical Data

Blowing Rate:	0-4.1m ³ /min
Rated Input Power:	600W
No-Load Speed:	16000r/min
Rated Frequency:	50-60HZ
Rated voltage:	220-240V~
QTY/CTN SIZE:	6pcs/590x370x420mm
N.W/G.W:	15/17kgs

MOD. 81900B



Technical Data

Planing Width:	82mm
Cutting Depth:	1mm
Rated Input Power:	500W
No-Load Speed:	16000r/min
Rated Frequency:	50/60Hz
Rated Voltage:	220-240V~
QTY/CTN SIZE:	4pcs/350x330x400mm
N.W/G.W:	10/12kgs

MOD. 58215



Technical Data

Planing Width:	82mm
Cutting Depth:	2mm
Rated Input Power:	620W
No-Load Speed:	16000r/min
Rated Frequency:	50/60Hz
Rated Voltage:	220-240V~
QTY/CTN SIZE:	10pcs/430x300x185mm
N.W/G.W:	17/19kgs

MOD. 58217



Technical Data

Planing Width:	82mm
Cutting Depth:	2mm
Rated Input Power:	750W
No-Load Speed:	16000r/min
Rated Frequency:	50/60Hz
Rated Voltage:	220-240V~

QTY/CTN SIZE:	2pcs/410x325x205mm
N.W/G.W:	8/10kgs

MOD. 58218



Technical Data

Planing Width:	82mm
Cutting Depth:	2mm
Rated Input Power:	850W
No-Load Speed:	17000r/min
Rated Frequency:	50/60Hz
Rated Voltage:	220-240V~

QTY/CTN SIZE:	3pcs/605x360x228mm
N.W/G.W:	11/13kgs

MOD. 58219



Technical Data

Planing Width:	82mm
Cutting Depth:	4mm
Rated Input Power:	1050W
No-Load Speed:	15000r/min
Rated Frequency:	50/60Hz
Rated Voltage:	220-240V~

QTY/CTN SIZE:	4pcs/420x370x400mm
N.W/G.W:	13.5/15.5kgs

MOD. 59115



Technical Data

Collet Size:	6/6.35mm
Rated Input Power:	550W
No-Load Speed:	35000r/min
Rated Frequency:	50/60Hz
Rated Voltage:	220-240V~

QTY/CTN SIZE:	10pcs/770x290x240mm
N.W/G.W:	21/23kgs



MOD. 58316



Technical Data

Planing Width:	90mm
Cutting Depth:	2mm
Rated Input Power:	980W
No-Load Speed:	16000r/min
Rated Frequency:	50/60Hz
Rated Voltage:	220-240V~

QTY/CTN SIZE:	2pcs/585x400x280mm
N.W/G.W:	10/12kgs

MOD. 58220



Technical Data

Planing Width:	82mm
Cutting Depth:	2mm
Rated Input Power:	720W
No-Load Speed:	16000r/min
Rated Frequency:	50/60Hz
Rated Voltage:	220-240V~

QTY/CTN SIZE:	2pcs/420x400x220mm
N.W/G.W:	10/12kgs

MOD. 2911



Technical Data

Planing Width:	110mm
Cutting Depth:	2mm
Rated Input Power:	840W
No-Load Speed:	16000r/min
Rated Frequency:	50/60Hz
Rated Voltage:	220-240V~

QTY/CTN SIZE:	2pcs/420x400x220mm
N.W/G.W:	10/12kgs

MOD. 59116



Technical Data

Collet Size:	6/6.35mm
Rated Input Power:	550W
No-Load Speed:	35000r/min
Rated Frequency:	50/60Hz
Rated Voltage:	220-240V~

QTY/CTN SIZE:	10pcs/770x290x240mm
N.W/G.W:	20/22kgs

MOD. 59117



Technical Data

Collet Size:	6/6.35mm
Rated Input Power:	710W
No-Load Speed:	35000r/min
Rated Frequency:	50/60Hz
Rated Voltage:	220-240V~

QTY/CTN SIZE:	10pcs/770x290x240mm
N.W/G.W:	16/18kgs

MOD. 59118-1



Technical Data

Collet Size:	6/6.35/8mm
Rated Input Power:	710W
No-Load Speed:	10000-30000r/min
Rated Frequency:	50/60Hz
Rated Voltage:	220-240V~

QTY/CTN SIZE:	10pcs/970x260x276mm
N.W/G.W:	15/17kgs

MOD. 59118-2



Technical Data	
Collet Size:	6/6.35/8mm
Rated Input Power:	710W
No-Load Speed:	10000-30000r/min
Rated Frequency:	50/60Hz
Rated Voltage:	220-240V~
QTY/CTN SIZE:	10pcs/870x320x285mm
N.W/G.W:	16/18kgs

MOD. 59118-3



Technical Data	
Collet Size:	6/6.35/8mm
Rated Input Power:	710W
No-Load Speed:	10000-30000r/min
Rated Frequency:	50/60Hz
Rated Voltage:	220-240V~
QTY/CTN SIZE:	10pcs/870x320x285mm
N.W/G.W:	16/18kgs

MOD. 59118-4



Technical Data	
Collet Size:	6/6.35/8mm
Rated Input Power:	710W
No-Load Speed:	10000-30000r/min
Rated Frequency:	50/60Hz
Rated Voltage:	220-240V~
QTY/CTN SIZE:	10pcs/870x320x285mm
N.W/G.W:	16/18kgs

MOD. 61215



Technical Data	
Blade Diameter:	110/125mm
Rated Input Power:	1400W
No-Load Speed:	12000r/min
Rated Frequency:	50/60Hz
Rated Voltage:	220-240V~
QTY/CTN SIZE:	4pcs/466x330x396mm
N.W/G.W:	14/16kgs

MOD. 57115



Technical Data	
Rated Input Power:	480W
No -Load Speed:	0-3000r/min
Rated Frequency:	50/60Hz
Rated Voltage:	220-240V~
QTY/CTN SIZE:	10pcs/510x420x230mm
N.W/G.W:	12.5/14.5kgs
Cutting Capacity:	wood 55mm

MOD. 59119



Technical Data	
Planing Width:	6/6.35mm
Cutting Depth:	550W
Rated Input Power:	30000r/min
No-Load Speed:	50/60Hz
Rated Frequency:	220-240V~
Rated Voltage:	160mm
QTY/CTN SIZE:	10pcs/660x220x290mm
N.W/G.W:	20/22kgs

MOD. 83612



Technical Data	
Planing Width:	1/2" or 12mm
Cutting Depth:	1650W
Rated Input Power:	22000r/min
No-Load Speed:	50/60Hz
Rated Frequency:	220-240V~
Rated Voltage:	160mm
QTY/CTN SIZE:	3pcs/650x310x265mm
N.W/G.W:	20/22kgs

MOD. 60215



Technical Data	
Collet Size:	1/2" or 12mm
Rated Input Power:	2200W
No-Load Speed:	9000-22000r/min
Rated Frequency:	50/60Hz
Rated Voltage:	220-240V~
QTY/CTN SIZE:	3pcs/515x315x330mm
N.W/G.W:	14.5/15.5kgs

MOD. 57215



Technical Data	
Rated Input Power:	450W
No -Load Speed:	0-3100r/min
Rated Frequency:	50/60Hz
Rated Voltage:	220-240V~
QTY/CTN SIZE:	110pcs/495x310x490mm
N.W/G.W:	20/22kgs
Cutting Capacity:	wood 65mm steel 6mm

MOD. 57220



Technical Data	
Rated Input Power:	600W
No -Load Speed:	0-3100r/min
Rated Frequency:	50/60Hz
Rated Voltage:	220-240V~
QTY/CTN SIZE:	10pcs/400x270x510mm
N.W/G.W:	21/23kgs
Cutting Capacity:	wood 65mm steel 6mm

MOD. 57380



Technical Data	
Rated Input Power:	580W
No -Load Speed:	500-2600r/min
Rated Frequency:	50/60Hz
Rated Voltage:	220-240V~
QTY/CTN SIZE:	8pcs/405x310x490mm
N.W/G.W:	20/22kgs
Cutting Capacity:	wood 80mm steel 6mm

MOD. 56312



Technical Data

Max Blade Diameter:	190mm
Rated Input Power:	900W
No-Load Speed:	5500r/min
Rated Frequency:	50/60Hz
Rated Voltage:	220-240V~

QTY/CTN SIZE:	6pcs/730x287x415mm
N.W/G.W:	24/26kgs

MOD. 56315



Technical Data

Max Blade Diameter:	190mm
Rated Input Power:	1050W
No-Load Speed:	4900r/min
Rated Frequency:	50/60Hz
Rated Voltage:	220-240V~

QTY/CTN SIZE:	2pcs/536x390x285mm
N.W/G.W:	9/11kgs

MOD. 56316



Technical Data

Max Blade Diameter:	190mm
Rated Input Power:	1300W
No-Load Speed:	4900r/min
Rated Frequency:	50/60Hz
Rated Voltage:	220-240V~

QTY/CTN SIZE:	2pcs/536x390x285mm
N.W/G.W:	14/16kgs



MOD. 56317



Technical Data

Max Blade Diameter:	185mm
Rated Input Power:	1800W
No-Load Speed:	5200r/min
Rated Frequency:	50/60Hz
Rated Voltage:	220-240V~

QTY/CTN SIZE:	2pcs/535x445x230mm
N.W/G.W:	10/12kgs

MOD. 56418



Technical Data

Max Blade Diameter:	210mm
Rated Input Power:	1800W
No-Load Speed:	5200r/min
Rated Frequency:	50/60Hz
Rated Voltage:	220-240V~

QTY/CTN SIZE:	2pcs/535x445x230mm
N.W/G.W:	11/13kgs

MOD. 56539



Technical Data

Max Blade Diameter:	235mm
Rated Input Power:	2200W
No-Load Speed:	4100r/min
Rated Frequency:	50/60Hz
Rated Voltage:	220-240V~

QTY/CTN SIZE:	2pcs/590x402x228mm
N.W/G.W:	9/11kgs

MOD. 65101



Technical Data

Rated Input Power:	620W
Impact Times:	0-4850/min
Optimum Drilling Range:	6-16mm
Impact Energy Per Stroke:	2.6J
No-Load Speed:	0-870r/min
Rated Voltage:	220-240V~
QTY/CTN SIZE:	4pcs/350x330x400mm
N.W/G.W:	10/12kgs
Drilling capacity:	wood 30mm concrete 20mm steel 13mm

MOD. 65102



Technical Data

Rated Input Power:	500W
Impact Times:	0-3900/min
Optimum Drilling Range:	4-12mm
Impact Energy Per Stroke:	1.7J
No-Load Speed:	0-850r/min
Rated Voltage:	220-240V~
QTY/CTN SIZE:	5pcs/580x440x300mm
N.W/G.W:	13/15kgs
Drilling capacity:	wood 30mm concrete 24mm steel 13mm

MOD. 65103



Technical Data	
Rated Input Power:	600W
Impact Times:	0-4400/min
Optimum Drilling Range:	6-16mm
Impact Energy Per Stroke:	2.2J
No-Load Speed:	0-1400r/min
Rated Voltage:	220-240V~
QTY/CTN SIZE:	5pcs/560x440x310mm
N.W/G.W:	13/15kgs
Drilling capacity:	wood 30mm concrete 22mm steel 13mm

MOD. 65202



Technical Data	
Rated Input Power:	1600W
Rated Frequency:	50/60Hz
Rated Voltage:	220-240V~
Impact Energy:	9J
Max Impact Rate:	4500bpm
QTY/CTN SIZE:	2pcs/520x300x410mm
N.W/G.W:	20/22kgs

MOD. 65515



Technical Data	
Rated Input Power:	920W
No-Load Speed:	920r/min
Rated Frequency:	50/60Hz
Rated Voltage:	220-240V~
QTY/CTN SIZE:	3pcs/460x395x368mm
N.W/G.W:	21.5/23.5kgs

MOD. 66501



Technical Data	
Rated Input Power:	2500W
Rated Frequency:	50Hz
Rated Voltage:	220-240V~
Impact Energy:	50J
Max Impact Rates:	1500r/min
QTY/CTN SIZE:	1pcs/710x170x310mm
N.W/G.W:	20/22kgs

MOD. 66502



Technical Data	
Rated Input Power:	1240W
Rated Frequency:	50Hz
Rated Voltage:	220-240V~
Impact Energy:	45J
Max Impact Rates:	1450r/min
QTY/CTN SIZE:	1pcs/710x300x170mm
N.W/G.W:	20/22kgs

MOD. 65516



Technical Data	
Rated Input Power:	1150W
No-Load Speed:	920r/min
Rated Frequency:	50/60Hz
Rated Voltage:	220-240V~
QTY/CTN SIZE:	3pcs/460x395x368mm
N.W/G.W:	21.5/23.5kgs

MOD. 65201



Technical Data	
Rated Input Power:	1150W
Rated Frequency:	50/60Hz
Rated Voltage:	220-240V~
Impact Energy:	13J
Max Impact Rate:	4000bpm
QTY/CTN SIZE:	3pcs/550x250x330mm
N.W/G.W:	25/26kgs

MOD. 66115



Technical Data	
Rated Input Power:	1050W
Rated Frequency:	50/60Hz
Rated Voltage:	220-240V~
Impact Energy:	4J
Max Impact Rate:	2900bpm
QTY/CTN SIZE:	3pcs/510x385x330mm
N.W/G.W:	26/28kgs

MOD. 55001



Technical Data	
Rated Input Power:	1380W
No-Load Speed:	4800 r/min
Rated Frequency:	50/60Hz
Rated Voltage:	220-240V~
QTY/CTN SIZE:	6pcs/548x397x305mm
N.W/G.W:	22/24kgs

MOD. 53501



Technical Data	
Rated Input Power:	960W
No-Load Speed:	4600 r/min
Rated Frequency:	50/60Hz
Rated Voltage:	220-240V~
QTY/CTN SIZE:	6pcs/548x397x305mm
N.W/G.W:	22/24kgs

MOD. 82414



Technical Data	
Wheel Diameter:	355mm
Rated Input Power:	2200W
No-Load Speed:	3900r/min
Rated Frequency:	50/60Hz
Rated Voltage:	220-240V~
QTY/CTN SIZE:	1pcs/570x335x415mm
N.W/G.W:	17/19kgs

